



REPORT  
ON CRIME 1974

Report for the year ended 30 September, 1974,  
Commissioner, Garda Síochána, to the Minister for Justice.



GARDA SÍOCHANA,  
HEADQUARTERS,  
DUBLIN, 8.

SEPTEMBER, 1975.

Dublin  
Published by the Stationery Office

To be purchased from the  
Government Publications Sale Office  
G.P.O. Arcade, Dublin;  
or through any bookseller.

(Pri. No. 4683)

Price 30 p

---

Produced & printed at Garda Headquarters, Dublin, 8.

**REPORT  
ON CRIME 1974**

**Report for the year ended 30 September, 1974,  
Commissioner, Garda Síochána, to the Minister for Justice.**



**GARDA SÍOCHÁNA,  
HEADQUARTERS,  
DUBLIN, 8.  
SEPTEMBER, 1975.**

### REPORT ON CRIME 1974

Forty thousand and ninety-six (40,096) indictable offences were recorded during the crime accounting year 1974 – an increase of 2,074 or 5.5% over the previous year when the figure was 38,022. A downward trend of 3.1% recorded in 1973, was reversed, and while this is to be regretted it is only in keeping with the general trend of rising crime rates in many other countries.

Overall detection rate of 48.1% shows a slight improvement (0.5%) over that for 1973.

The number of murders was the highest yet recorded in any one year – 51 in all. This figure includes 33 victims of car bomb blasts in Dublin (26) and Monaghan (7) on the 17th May, 1974.

Offences against property with violence increased by 9.9%, the targets here being dwellinghouses (4,596) and shops, offices, factories, warehouses, etc. (5,487). Armed robberies, at 127, showed a slight increase over the number for 1973 (123). Un-armed robberies, however, were down by 50 from 496 in 1973 to 446 in 1974 as also were larcenies from the person from 1,356 to 881 – a reduction of 475. Assaults on Gardai on duty increased from 323 in 1973 to 423 in 1974.

Larcenies of motor cars decreased from 293 in 1973 to 214 in 1974 but pedal cycles went up from 2,028 to 2,866, and larcenies from unattended vehicles from 6,698 to 7,098. The total of offences arising from receiving stolen property was 521, compared with 573 in 1973.


The value of property stolen amounted to £7,335,656, of which property value £5,428,666 was recovered, including a valuable collection of paintings worth an estimated £5 million.

The overall increase in crime figures over the previous year is not great, but the general level of serious crime and vandalism in the community is a cause of concern. I should like to see more attention given to aspects of policing which relate to the prevention of crime and offences. This is difficult to achieve in prevailing conditions when so many members of the force have to be employed on duties of a security nature, the necessity for which is likely to continue for some considerable time.

In this situation it is more than ever necessary that the people should do everything possible to help the Gardai in the prevention and detection of crime. At present consideration is being given to the setting up of a Community Relations Bureau at Crime Branch Headquarters, the aim of which would be to enlist the support of the community in the prevention of crime and the maintenance of peace and good order. It is my view that for the future much more emphasis will have to be placed on this aspect of police work.

My thanks are due to members of the Press, Radio and Television and to the general public for the help and co-operation given to the Force throughout the year.

As and from the 1st January, 1975, the crime accounting year will be the calendar year, which heretofore ran from 1st October to 30th September. Crimes recorded during last quarter of 1974 are given in the report, but are shown separately and are not included in the figures quoted above.

  
Commissioner

CONTENTS

Paragraph		Page
<b>INDICTABLE OFFENCES</b>		
1.1	Indictable Offences	1
1.4	Divisional Variations	2
1.5	Dublin Metropolitan Area (D.M.A.)	2
1.7	Dublin and Provinces Compared	3
1.8	Detection of Crime	3
<b>OFFENCES AGAINST THE PERSON</b>		
2.1	Offences Against The Person	3
2.2	Dublin Metropolitan Area	3
2.3	Murder	4
2.4	Manslaughter	4
2.5	Traffic Fatalities	4
<b>OFFENCES AGAINST PROPERTY WITH VIOLENCE</b>		
3.1	Offences Against Property With Violence	4
3.2	Dublin Metropolitan Area	4
3.3	Robbery	4
3.4	Arson and Malicious Damage	5
3.5	Breaking and Entering	5
<b>OFFENCES AGAINST PROPERTY WITHOUT VIOLENCE</b>		
4.1	Offences Against Property Without Violence	5
4.2	Dublin Metropolitan Area	6
4.3	Larceny	6
<b>OTHER INDICTABLE OFFENCES</b>		
5.1	Other Indictable Offences	6
<b>VALUE OF PROPERTY STOLEN</b>		
6.1	Total value of all property stolen	7
6.2	Value of property stolen in offences with violence	7
6.3	Value of property stolen in offences without violence	7
<b>AGE GROUPS, CONVICTED PERSONS</b>		
7.1	Age Groups, convicted persons	8
7.2	Juveniles (under 17 years) convicted	8
<b>CRIME PREVENTION</b>		
8.1	Crime Prevention Unit	9
9.1	Public Relations Office	9
10.1	Juvenile Liaison Scheme	9
10.2	Juvenile Liaison Scheme - Conditions	10
11.1	The '999' Emergency Scheme	10
12.1	Sub-Aqua Unit	10
13.1	Traffic Corps	10

**TRAFFIC OFFENCES – DRINK AND DRIVING**

14.1	Traffic Offences – Drink and Driving	10
------	--------------------------------------	----

**TRAFFIC OFFENCES – DRINK AND DRIVING – TESTING OF DRIVERS**

14.2	Traffic Offences – Drink and Driving – Testing of Drivers	11
------	---	----

**TRAFFIC – FINES ON THE SPOT – NOTICES ISSUED UNDER SECTION 103, ROAD TRAFFIC ACT, 1961**

15.1	Traffic – Fines on the Spot – Notices issued under Section 103, Road Traffic Act, 1961	12
------	--	----

**DRUGS SQUAD**

16.1	Drugs Squad	13
16.8	Dangerous Drugs – Persons Charged	13

**THE STOLEN MOTOR VEHICLE INVESTIGATION UNIT**

17.1	Stolen Motor Vehicle Investigation Unit	14
------	---	----

**NON-INDICTABLE OFFENCES**

18.1	Non-Indictable Offences	14
------	-------------------------	----

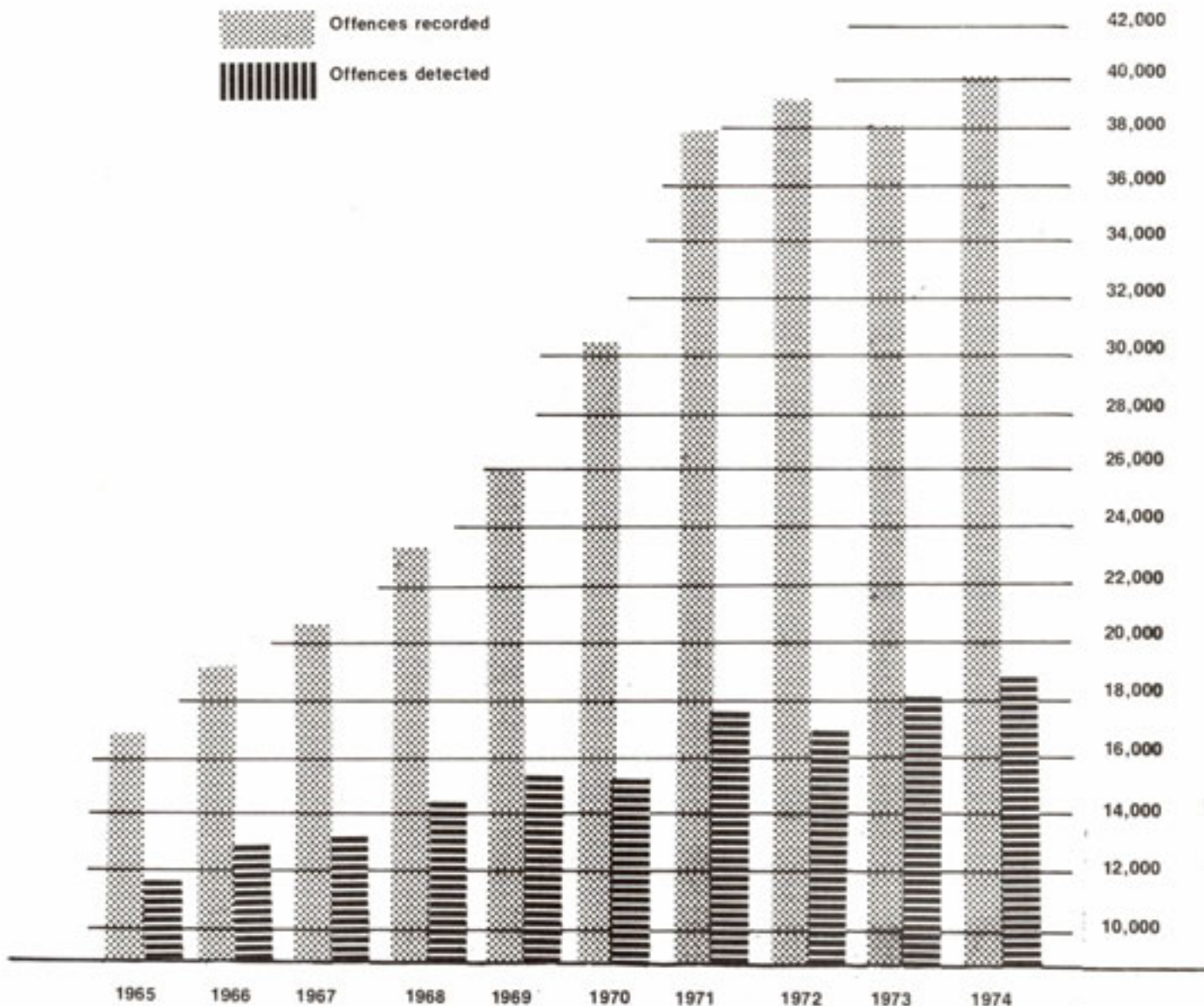
**APPENDICES**

A	Indictable Offences: Complete statistical return	16 – 19
B	Indictable Offences: Comparative figures, 1965 – 1974	20 – 21
C	Indictable Offences: Quarterly return	22 – 25
D	Divisional Crime: Returns, principal categories	26
E	Particulars of cases, serious offences	27 – 35
F	Non-indictable offences yearly	36 – 37
G	Non-indictable offences: Quarterly return	38 – 39

## Report on Crime 1974

## INDICTABLE OFFENCES

- 1.1 The number of indictable offences which came to the notice of the Garda Síochána during the year ended 30th September, 1974, was 40,096, compared with 38,022 in 1973, an increase of 2,074 (5.5%). (Appendix - A).
- 1.2 As and from 1st January, 1975, the accounting year for indictable crimes will be the calendar year, that is, from 1st January each year to 31st December of that year. Consequently a second return is included for the last quarter of the calendar year 1974. (Appendix - C).



## 2.

1.3 The figures for indictable offences are broken down in the following table:-

	Recorded Offences		Increase	Decrease	Offences Detected	
	1974	1973			1974 %	1973 %
Offences against the person	1,709	1,655	54 (3.3%)	—	86.8	90
Offences against property with violence	12,973	11,800	1,173 (9.9%)	—	52.3	50.7
Offences against property without violence	24,345	23,567	778 (3.3%)	—	41.3	41.3
Other indictable offences	1,069	1,000	69 (6.9%)	—	89.4	90.3
<b>Totals:</b>	<b>40,096</b>	<b>38,022</b>	<b>2,074 (5.5%)</b>	<b>—</b>	<b>48.1</b>	<b>47.6</b>

1.4 Divisional Variations:

	Percentage increase in 1974 over 1973		Percentage decrease in 1974 on the 1973 figures
Limerick	29.8	Roscommon/Galway	23.7
Mayo	28.2	Sligo/Leitrim	22.0
Longford/Westmeath	26.7	Donegal	6.2
Tipperary	24.7	Wexford	3.2
Leix/Offaly	18.7	Cork W.R.	3.1
Cork E.R.	12.7	Waterford/Kilkenny	2.4
Louth/Meath	12.1		
Cavan/Monaghan	7.0		
Kerry	3.8		
Galway	3.2		
D.M.A.	2.7		
Carlow/Kildare	0.7		

(Appendix – D)

**Dublin Metropolitan Area:**

- 1.5 In the Dublin Metropolitan Area 22,557 crimes were recorded, an increase of 600 (2.7%) on the figures for 1973. Of the total crime recorded 56.3% occurred in the Dublin Metropolitan Area.
- 1.6 The Dublin Metropolitan Area has an estimated population of 829,660, or 28% of the total population of the State.



## 1.7 Dublin and Provinces Compared.

Year	Area	Indictable Crime recorded	% of Total	Number of crimes Per 1,000 of population
1974	D.M.A.	22,557	56.3	27.2
	In the rest of the State	17,539	43.7	8.2
1973	D.M.A.	21,957	57.7	26.5
	In the rest of the State	16,065	42.3	7.5

## (Appendix - D)

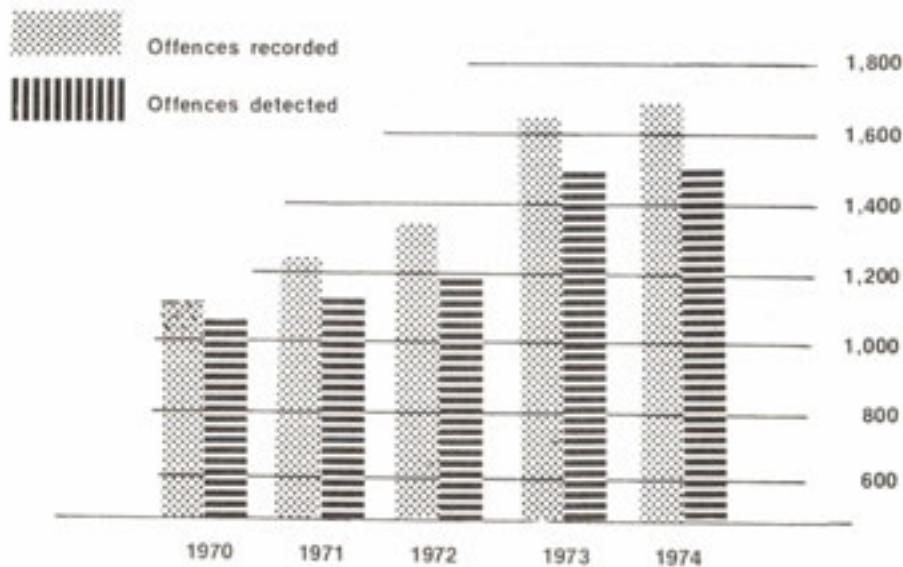
**Detection of Crime.**

1.8 The overall detection rate was 48.1% (47.6% in 1973). The rate varies from 86.8% in offences against the person to 41.3% in the less serious forms of larceny.

1.9 The total number of offences detected was 19,287. Proceedings were taken in 17,081 cases. 832 cases were dealt with under the Juvenile Liaison Officer Scheme.

**Offences Against The Person.**

2.1 Murder, manslaughter, dangerous driving causing death, traffic fatalities, assault and related offences fall into this category. 1,709 such offences were recorded, an increase of 3.3% on 1973, with a detection rate of 86.8% (90% in 1973).



(Paragraph 1.3 and Appendix - B)

**Dublin Metropolitan Area**

2.2 The overall figure of 1,709 "offences against the person" includes 593 (34.7%) such offences committed in the Dublin area with a detection rate of 74% (82.6% in 1973).

**Murder:**

- 2.3 The number of murders, 51, (21 in 1973) was the highest recorded since the foundation of the State. This figure includes the 33 victims of car bomb blasts at Dublin (26) and Monaghan (7) on the 17th May, 1974.

**2.4 Manslaughter:**

Six cases – see Appendix E.

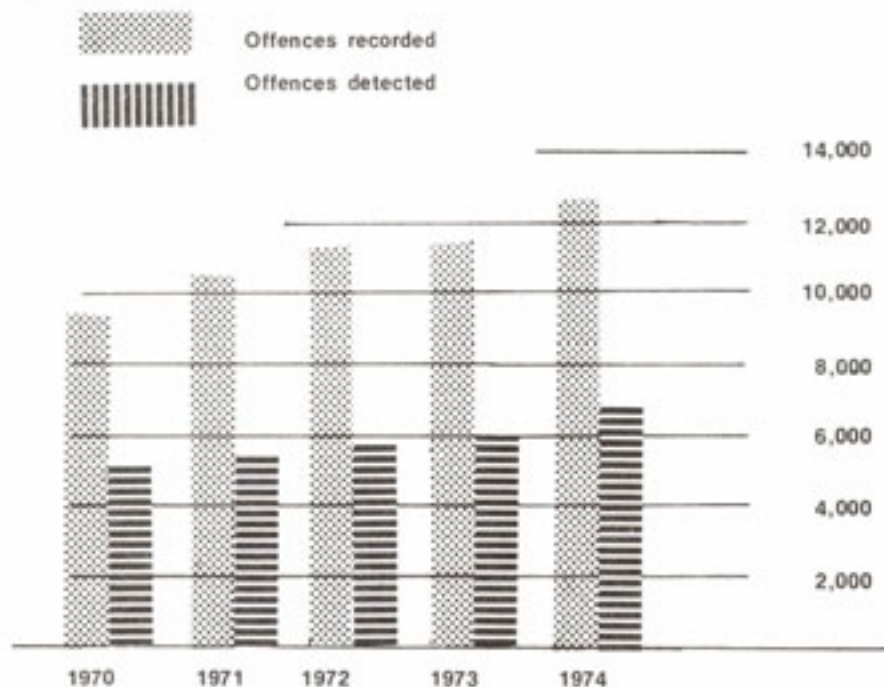
**Traffic Fatalities:**

- 2.5 Of 554 road traffic fatalities nine cases were recorded as manslaughter.

- 2.6 45 persons (67 in 1973) were charged with dangerous driving causing death and 24 persons (37 in 1973) were charged with dangerous driving causing serious bodily injury.

**Offences against Property with Violence:**

- 3.1 Offences of burglary, housebreaking, robbery, arson and serious malicious damage to property are included in this category. 12,973 such offences, an increase of 9.9% on 1973, with a detection rate of 52.3% (50.7% in 1973) were recorded.



(Paragraph 1.3 and Appendix – B).

**Dublin Metropolitan Area:**

- 3.2 The overall figure of 12,973 recorded "offences against property with violence" includes 7,013 (54.1%) committed in the Dublin Area, with a detection rate of 56.5% (53.8% in 1973).

**Robbery:**

- 3.3 The number of robberies recorded was 573, forty-six less than in 1973. Of this number 127 (123 in 1973) were cases of armed robbery. Criminal proceedings were taken in 277 cases, a detection rate of 48.3% (56.5% in 1973).

(Appendix – E).

### 3.4 Arson and Malicious Damage:

There were 505 cases of malicious damage, and 262 (51.9%) cases were detected. The total figure includes 122 offences of arson. In 1973, out of a total of 526 cases, 170 were offences of arson.

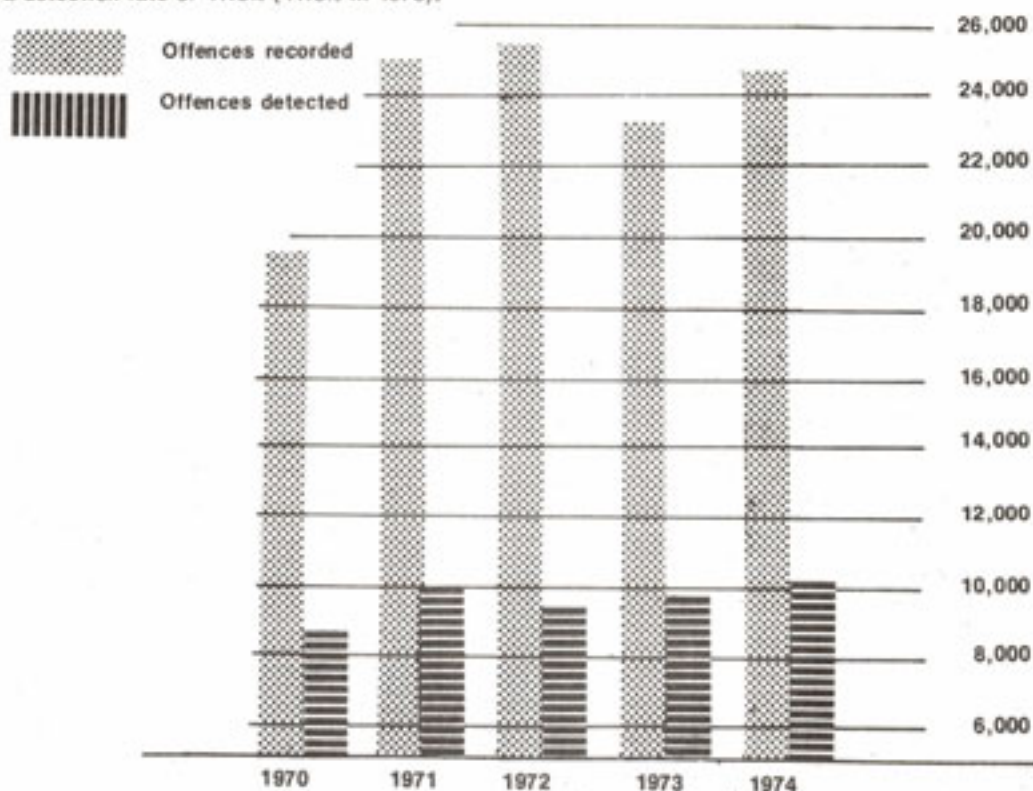
### 3.5 Breaking and Entering:

Offences of Breaking and Entering Premises	1974	1973	1972	1971	1970
Sacrilege	72	51	86	60	71
Burglary	467	504	489	451	425
Housebreaking (Dwellinghouses)	4,596	4,229	3,831	3,641	3,001
Breaking into shops, warehouses, etc.	5,487	4,846	5,047	4,794	4,536
Attempts to break into houses, shops, warehouses, etc.	266	219	227	182	235
Entering with intent to commit felony	966	763	758	802	725
Possession of housebreaking tools	34	32	29	41	49
	11,888 *	10,644	10,467	9,971	9,042

\* Offences detected, 6,239, 52.5%. (In 1973, the detection rate was 49.9%).

### 4.1 Offences Against Property Without Violence:

Larcenies and frauds of various kinds fall into this category: 24,345 offences, an increase of 3.3% on 1973, with a detection rate of 41.3% (41.3% in 1973).



(Paragraph 1.3 and Appendix - B).

#### 4.2 Dublin Metropolitan Area:

The overall figure of 24,345 recorded offences against property, without violence included 14,503 (59.6%) offences committed in the Dublin area, with a detection rate of 31.8% (30.9% in 1973).

#### 4.3 Larceny:

Crime Category	1974	1973	1972	1971	1970
Larceny of horses, cattle and sheep	95	201	134	77	61
Larceny from the person	681	1,356	1,517	1,341	682
Larceny in house to value of £5 or with menaces	485	581	596	603	570
Larceny from dwellinghouse by employees	27	44	34	94	56
Larceny of explosives	2	2	5	4	5
Larceny of motor cars *	214	293	322	712	370
Larceny of motor cycles * and scooters, etc.	214	254	438	—	—
Larceny of motor lorries *	8	13	12	—	—
Larceny of other * mechanically propelled vehicles	15	20	20	—	—
Larceny of pedal cycles	2,866	2,028	2,271	2,520	2,345
Larceny from unattended vehicles	7,098	6,698	8,281	7,436	5,619
Larceny from shops and stalls	2,875	2,798	2,727	2,595	2,230
Other larcenies (exceeding £50 in value)	1,903	1,568	1,326	1,221	849
Other larcenies (not exceeding £50 in value)	6,436	6,350	6,597	6,639	5,783
	23,119	22,206	24,280	23,242	18,570

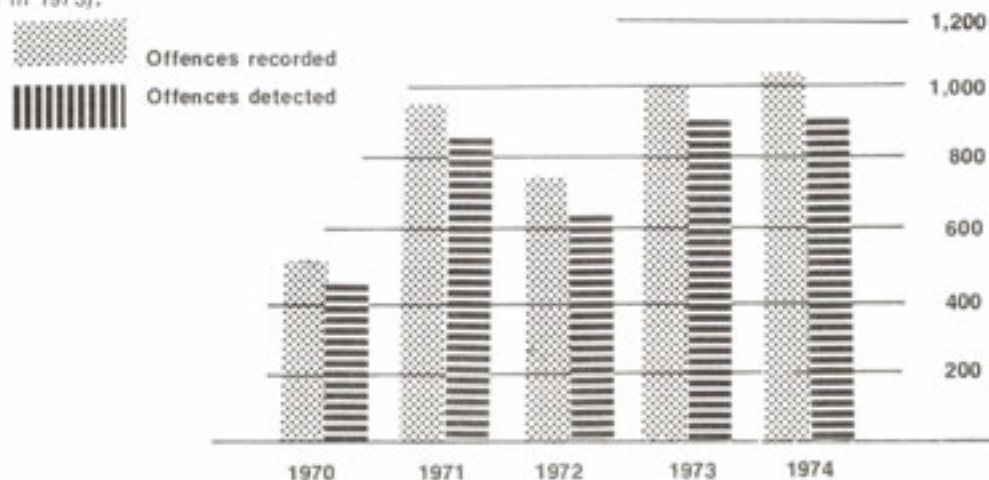
\* Up to 1972, thefts of motor vehicles were recorded as one figure.

4.4 The number of larcenies from unattended vehicles (7,098) was up 400 (6.0%) on the previous year.

4.5 Thefts of motor vehicles (451) were down 129 (22.2%) on the previous year. Pedal cycle thefts (2,866) were up by 838 (41.3%).

#### 5.1 Other Indictable Offences:

This is a general crime group with a total of 1,069 offences of which Forgery makes up the bulk – 815 cases. The overall figure increased by 6.9% on 1973 and the detection rate was 89.4% (90.3% in 1973). 448 of the 1,069 offences were committed in the Dublin Metropolitan Area with a detection rate of 86.4% (93% in 1973).



## VALUE OF PROPERTY STOLEN

## 6.1 Total value of all property stolen:

Year	Stolen £	Recovered £
1973	1,998,872	307,873 (15.4%)
1974	7,335,656	5,428,666 (74.0%)

\* The theft of the **Belt** collection of paintings, subsequently recovered, accounts for £5 million of these figures

## 6.2 Value of property stolen in offences with violence (included in total):

Year	Stolen £	Recovered £
1973	1,016,727	137,002 (13.4%)
1974	6,245,315	5,204,115 (83.3%)

## 6.3 Value of property stolen in offences without violence (included in total):

Year	Stolen £	Recovered £
1973	982,145	170,871 (17.4%)
1974	1,090,341	224,551 (20.6%)

## 8.

## AGE GROUPS, CONVICTED PERSONS

7.1 Age groups all persons convicted or against whom the charge was held proved and order made without conviction.

Year	Under 14 years	14 – 17 years	17 – 21 years	Over 21 years	Total
1970	811	2,060	2,873	4,462	10,206
1971	724	2,027	3,059	5,386	11,196
1972	705	2,458	3,370	5,767	12,301
1973	770	1,974	3,271	5,703	11,718
1974	980	2,200	3,445	5,953	12,578

7.2 Juveniles (under 17 years) convicted or against whom the charge was held proved and order made without conviction.

Year	Convicted persons - total	Juveniles (under 17 years) convicted
1970	10,206	2,871 (28%)
1971	11,196	2,751 (24%)
1972	12,301	3,163 (25.7%)
1973	11,718	2,744 (23.4%)
1974	12,578	3,180 (25.3%)

## CRIME PREVENTION

## Special Services

**Crime Prevention Unit:**

- 8.1 The Garda Crime Prevention Advisory Service has been extended to all Divisions throughout the country. Specially trained members are available in each Division to carry out crime prevention surveys of vulnerable premises and to advise the owners on security measures and procedures. Crime prevention advice leaflets relating to security of private dwellings, retail stores, pay offices, transit of cash on foot or by vehicle, etc., are available on request. Lectures and talks to interested groups are also provided.
- 8.2 The Crime Prevention Unit at Dublin Castle provides these services in the Dublin area. A variety of security hardware, such as burglar alarms, locks, safes, door and window security devices, etc., are on permanent display at the offices of the unit at 'F' Block, Ship Street, Dublin Castle. The Unit at Dublin Castle assists in preparation of the Garda Patrol Television programme. During the year, 1974, this unit provided crime prevention exhibition stands at the following shows throughout the country: R.D.S. Spring Show, Ireland House, Crime/Fire Prevention Week, Arklow, Tralee, Cork, Clonmel, Sligo, Enniscorthy, Limerick and Kanturk.

**Public Relations Office:**

- 9.1 The Public Relations Office, which also provides a Press Service, was set up in 1971. As the public information function of the office is more widely known, its services are increasingly availed of by the Press, in the form of requests for information on incidents of crime, photographs, the supplying of material for feature articles on the work of the Force, and for interviews with selected members.
- 9.2 During the year under review, lectures on public relations by the P.R. Staff have been incorporated into training programmes at different levels within the Force. In addition, office personnel participated in many career guidance exhibitions in Dublin and throughout the country. They have also been active providing lectures to students, and community and vocational groups, on subjects relating to the Role of the Force, as well as participating in group discussions on kindred subjects.
- 9.3 Illustrated brochures and leaflets produced by the office are eagerly sought by Career Guidance Counsellors, teachers and parents.
- 9.4 Further plans provide for an increase in staff with a view to an extension of office hours to meet increasing demands.
- Juvenile Liaison Officer Scheme:**
- 10.1 Since the inception of the Juvenile Liaison Officer Scheme in 1963, 8,797 juvenile offenders have been cautioned and supervised by the Gardai.

Particulars		Dublin Metropolitan Area	All other Divisions	Total
Juveniles admitted to the Scheme since its inception in 1963.	Boys	4,985	2,505	7,490
	Girls	840	467	1,307
	Total	5,825	2,972	8,797
Visits to delinquents' homes		80,090	44,430	124,520
Cases closed, subject 17 years of age		2,902	1,457	4,359
Cases closed, supervision withdrawn after 2 years		1,506	345	1,851
Recidivists		752	393	1,145
Visits to Boys' Clubs		8,052	10,550	18,602
Lectures and Meetings		2,394	3,995	6,389

10.2 A child or young person who becomes involved in crime (housebreaking, larceny and the like) may be dealt with under the Scheme as an alternative to court proceedings. Account is taken of the degree of temptation and any other aggravating or mitigating circumstances, and a caution may be given, provided:

- (a) the offence is a minor one and is admitted;
- (b) the offender is under 17 years of age and has not previously come under the notice of the Gardai;
- (c) the parents or guardians agree to accept the help and advice of the Gardai;
- (d) the injured party does not object to the procedure of caution rather than prosecution,

10.3 During 1974 a special study of the Juvenile Liaison Officer Scheme was carried out. Extensions of the Scheme of the role of Juvenile Liaison officers, is now being considered as a result of this study.

11.1 **The '999' Emergency Service.**

In 1974 the information room at Dublin Castle received 109,368 emergency '999' telephone calls. Cork City received 7,282 calls; Limerick City, 2,874 calls; Galway City, 54 calls and Waterford City, 354 calls.

12.1 **Sub-Aqua Unit.**

The Sub-Aqua Unit, disbanded in April 1972 pending the findings of a Working Party set up to examine their position, was re-established in July 1974 when 1 Sergeant and 12 Gardai started an 8 weeks course of training under the auspices and supervision of the Irish Underwater Council. The final stages of training were carried out in Clew Bay, Co. Mayo, and all members qualified for Club-Diver Certificates.

13.1 **Traffic Corps.**

The Traffic Corps, established in 1973, now operate in all Divisions and the downward trend in Traffic Accidents first noted in 1973 which continued in 1974 could be attributed to the activities of the Traffic Corps Units. Difficulties with judicial interpretation of the law and long delayed High Court decisions hampered the work of the Units in prosecuting offences relating to driving with blood alcohol concentration above the prescribed limit. Outside the D.M.A. there are now 18 Sergeants and 216 Gardai appointed wholetime to traffic control and accident prevention duties.

14.1 **TRAFFIC OFFENCES – DRINK AND DRIVING**

Nature of Offence	Persons Convicted Total Number	Age			
		17 and under 21		21 and over	
		Male	Female	Male	Female
Driving or attempting to drive M.P.V. while drunk or with a blood alcohol concentration above the prescribed limit.	2,339 (1,838)	122 (62)	2 (1)	2,190 (1,755)	25 (20)
In charge of M.P.V. while drunk or with a blood alcohol concentration above the prescribed limit.	180 (166)	15 (6)	1 (-)	163 (157)	1 (3)
Refusing to provide or permit taking of, blood/urine specimen at Garda Stations.	228 (129)	8 (6)	1 (-)	216 (121)	3 (2)
Refusing to provide preliminary specimen of breath	208 (106)	4 (5)	- (-)	202 (100)	2 (1)

**Note:** The figures for 1973 are shown in brackets.



## TRAFFIC OFFENCES – DRINK AND DRIVING – TESTING OF DRIVERS

<b>Breath Tests</b>	<b>1974</b>	<b>1973</b>
(a) Total number of persons breath tested	7,429	4,453
(b) Breath test positive	4,447	2,296
(c) Breath test negative	2,982	2,157
(d) Breath test refused	323	190
<b>Blood/Urine Tests</b>		
(a) Blood specimen given	3,788	2,072
(b) Urine specimen given	607	340
(c) Specimen refused	371	193
<b>Arrests</b>		
(a) For refusing breath tests (Sec. 28 (3) R.T.A., 1968)	323	188
(b) Arrest without breath test (Sects. 49, 50, R.T.A., 1961)	1,991	1,711
<b>Total Arrests</b>	<b>2,314</b>	<b>1,899</b>
<b>Analysis of Specimen</b>		
(a) Under 125 milligrams	637	340
(b) Over 125 milligrams	3,689	1,976
(c) Specimen still to be analysed at end of year	20	85
(d) Insufficient or spoiled, etc.	49	11
<b>Total analysis, etc.</b>	<b>4,395</b>	<b>2,412</b>

**Notes:** R.T.A. means Road Traffic Act.

	D.M.A.		Cork		Limerick		Waterford		Galway		Killarney		Tralee		Athlone	
	1974	1973	1974	1973	1974	1973	1974	1973	1974	1973	1974	1973	1974	1973	1974	1973
Gardai	53,601	30,930	8,577	8,881	258	225	1,340	1,064	3,332	3,336	458	708	610	281	174	422
Wardens	183,343	211,908	11,059	14,595	9,053	8,369	--	--	--	--	1,711	1,032	708	670	900	655
Total:	236,944	242,838	19,636	23,476	9,311	8,594	1,340	1,064	3,332	3,336	2,169	1,740	1,318	951	1,074	1,077
Fines Paid	82,099	86,321	10,224	12,584	5,087	6,374	1,041	777	2,022	1,978	992	981	982	815	772	601
Court Proceedings	37,163	38,993	984	1,029	525	352	47	47	207	236	2	41	15	10	98	140
Notices cancelled	39,131	37,809	1,584	1,898	832	689	237	219	984	935	116	331	73	80	107	336
Court proceedings pending	77,219	77,795	6,640	7,965	2,867	1,179	15	21	119	187	1,056	383	248	46	97	--
Spoiled notices	1,332	1,920	204	Nil	Nil	Nil	Nil	Nil	Nil	Nil	3	4	Nil	Nil	Nil	Nil

## DRUGS SQUAD

- 16.1 During 1974, there was an increase in the number of persons charged with drug offences, 293 in 1974 as against 270 in 1973. Cannabis continues to be the most widely used drug.
- 16.2 Members of the Drugs Squad will be glad to give advice to parents and teachers on aspects of the drug problem affecting young people and indeed discussions with teachers, doctors and other professional groups have been a feature of their work for a long time. The policy of selecting members from Divisions outside the Dublin Metropolitan Area to undergo the attachment courses with the Drugs Squad continued during the year and members from all Divisions have now been given the benefit of these courses.
- 16.3 Sources of supply consist of smuggled drugs, drugs stolen from pharmacies in the course of housebreakings and drugs obtained on forged prescriptions.
- 16.4 Co-operation with the customs service, co-ordinating committee on drug abuse, the drugs advisory centres and medical personnel has continued throughout the year with beneficial results.
- 16.5 The Drugs Squad was represented at the National Conference of Drugs Squad Officers in Great Britain during 1974. Members of the Drugs Squad assist the Department of Health in their drug education programme.
- 16.6 A programme of lectures to recruits by members of the Drugs Squad has been initiated.
- 16.7 An information centre on all aspects of law enforcement in relation to drugs has been set up at Headquarters.

## 16.8 DANGEROUS DRUGS - PERSONS CHARGED

Garda Division	No. of persons charged	Persons Charged		Type of Drug	No. of persons charged
		Nationality	Number		
Carlow/Kildare	5	Irish	258	Cannabis	117
Cavan/Monaghan	2	British/Northern Ireland	23	Cannabis/Opium/Methadine/Morphine/Barbiturates	27
Cork E.R.	7	American	6	Cannabis/Lysergide/Acid Diethylamide/Dextramoramide/Dromoran/Dilaudid/Methadone.	20
Cork W.R.	4	Dutch	1	Cannabiol	29
Donegal	3	Scottish	1	Mandrax	2
D.M.A.	255	German	2	Indian Hemp	4
Limerick	1	Canadian	1	L.S.D./Cannabis	3
Longford/Westmeath	8	Malaysian	1	Dextramoramide	10
Louth/Meath	1			Heroin	1
Tipperary	7			Morphine	14
				Methaqualone	2
				L.S.D./Amphetamine	1
				Cannabis/Amphetamine	5
				Lysergide/Acid Diethylamide	13
				Methadone/Barbiturates/Heroin	2
				Pethidine/Ritalin/Barbiturates	7
				Barbiturates	22
				Morphine/Dilaudid/Dextramoramide/Pethidine/Methadine/Cocaine/Dicoidid/Barbiturates	14
	293		293		293

**The Stolen Motor Vehicle Investigation Unit.**

- 17.1 The Stolen Motor Vehicle Investigation Unit, which is attached to the Central Detective Unit at Dublin Castle was established in 1973 with a strength of one detective Sergeant and four detective Gardaí. This unit had considerable success during 1974 in tracing motor vehicles, including motor lorries, land rovers and even mechanical diggers, stolen, not alone within the State, but in Northern Ireland, Great Britain and the Continent. Close liaison is maintained with similar units in other countries, thus achieving surveillance of international traffickers in stolen motor vehicles.
- 17.2 During 1974, 451 such vehicles were stolen in the State, which figure is 129 (22.2%) less than during 1973. Unlawful takings of motor vehicles during the year amounted to 470.

**NON-INDICTABLE OFFENCES**

- 18.1 Appendix F sets out the position in relation to non-indictable offences during the crime accounting period 1974. In previous years this table related to the **number of persons** proceeded against for the various types of offences; this year it deals with the **number of offences** in which proceedings were taken.
- 18.2 As from 1st January 1975 the accounting year for summary offences will also be the calendar year. Consequently a separate return is included for the last quarter of the calendar year, 1974.

(Appendix - G).

## APPENDICES

	Page
A Indictable Offences: Complete statistical return	16 - 19
B Indictable Offences: Comparative figures, 1965 - 1974	20 - 21
C Indictable Offences: Quarterly return	22 - 25
D Divisional Crime: Returns, principal categories	26
E Particulars of cases, serious offences	27 - 35
F Non-indictable offences yearly	36 - 37
G Non-indictable offences: Quarterly return	38 - 39

INDICTABLE OFFENCES WHICH BECAME KNOWN TO THE GARDA DURING THE YEAR ENDED 30th SEPTEMBER, 1974

(1) NATURE OF OFFENCES	(2) Number of Offences Reported or known	Number of Offences in which Criminal Proceedings were		RESULT OF PROCEEDINGS IN CASES												(16) Still Pending in District Court	(17) Crimes for which the perpetrators were detected but for which no proceedings are shown.	Number (by Sex and Age Groups) of Persons Convicted or against whom the Charge was held proved and Order made without Conviction.							
				Commenced		Informations refused (4)	Dealt with on Indictment and					Dealt with Summarily and						Under 14 Years (18)	14 to 17 Years (19)	17 to 21 Years (20)	Above 21 Years (21)	Total (22)			
		(3a)	(3b)	Convicted (5)	Acquitted (6)		Found Insane and Incapable of Pleading (7)	Nolle Prosequi entered (8)	Adjourned Sine Die or Otherwise disposed of (9)	Committed for Trial and still awaiting Trial (10)	Convicted (11)	Dismissed (12)	Charge proved and order made without conviction (13)	Charge Withdrawn (14)	Adjourned Sine Die or Otherwise disposed of (15)										
		M.	F.	M.	F.		M.	F.	M.	F.	M.	F.	M.	F.	M.								F.		
<b>GROUP L.—OFFENCES AGAINST THE PERSON</b>																									
(a) Murder (of Persons aged above one year) ..	50	18	10		7	6	2		1	6						6				4	8	12			
1. (b) Ditto (of infants aged one year and under) ..	1																								
(c) Infanticide .. .. .																									
2. Attempt to Murder .. .. .	17	7	3	1	2	3				2						2					2	2			
3. Threats, Conspiracy, or Incitement to Murder ..																									
4. Manslaughter (other than Traffic Fatalities) ..	6	6	3		7	1										1				1	5	1	7		
(a) Manslaughter (Traffic Fatalities) .. .. .	9	2	8		1	1			2	1	5										1	1	1		
5. (b) Dangerous Driving Causing Death .. .. .	45	44	37	2	22	16		1		26	4	2		2		6	1			1	23	2	26		
(c) Ditto Causing serious bodily harm .. .. .	24	24	31	2	7	3		1	1	22	4	3		1		11				2	9		11		
6. (a) Wounding and other Acts endangering Life (Felonies) .. .. .	56	49	24	1	11	2		2	1	17	11	5	1	1	3	18	1		4	14	26		44		
(b) Ditto—Gardaí on duty .. .. .	9	8	2		1					1	6					2				3	16		19		
7. (a) Assault, Wounding and other like Offences (Misdemeanours) .. .. .	739	651	145	1	28	10	1	1	2	36	447	77	43	9	18	123	3	2	54	2	205	4	412	9	688
(b) Ditto—Gardaí on duty .. .. .	423	410	56	1	17	1			1	19	318	19	20	6	5	61	1		2	9	78	3	278	10	380
8. Possession of Firearms with intent to endanger life	57	52	22		24	7			4	1	20				1	11				1	14	27	5	47	
9. Endangering Railway Passengers .. .. .																									
10. Intimidation and Molestation .. .. .	3	1										1													
11. False Imprisonment .. .. .	6	1														1									
12. Intimidation by Threatening Letters, Notices, etc.	14	2			1						1					1						2		2	
13. Cruelty to or Neglect of Children (on Indictment)	4	4								1	3											3		3	
14. Abandoning Children under two years .. .. .	1																								
15. Procuring Abortion .. .. .																									
16. Concealment of Birth .. .. .	3		1								1										1	1		2	
17. Unnatural Offences and Attempts .. .. .	53	44	16		5	2			1	6	25	4	4		3	10	2			1	2	17		20	

18. Rape .. .. .	29	22	20	1	14	1		5	4	5	3	1		2	6			3	3	14	20					
19. Indecent Assaults on Females .. .. .	122	87	29		4			1	4	59	5	10	2	2	29	6	2	5	17	45	69					
20. Defilement of Girls under 15 years .. .. .	14	13	7		4					3				1	12				1	4	5					
21. Defilement of Girls between 15 and 17 years .. .. .	15	14	8		4				3	5		1			9			2	3	6	11					
22. Incest .. .. .	4	4	3		4			2		1									1	3	4					
23. Procurement .. .. .																										
24. Abduction .. .. .	3	2	1						1						2											
25. Bigamy .. .. .	2	2												1	1											
TOTAL (GROUP I.)	1,709	1,467	428	9	163	53	3	20	8	173	895	119	82	22	37	311	17	4	2	79	2	350	8	901	27	1,373
GROUP II.—OFFENCES AGAINST PROPERTY WITH VIOLENCE																										
26. Sacrilege .. .. .	72	32	6		1					1	24		4		5	3	3	4	2	11	7	4	6			34
27. Burglary .. .. .	467	241	75		24	3		1	5	200	15	23		6	39	5	1	22		82	2	84	2			193
28. Housebreaking (Dwelling Houses) .. .. .	4,596	2,106	490	2	151	7		9	2	56	1,552	106	259	8	41	400	163	100	44	224	37	273	17	368	14	1,086
29. Breaking into Shops, Warehouses, &c. .. .. .	5,497	2,579	486	5	149	16		4	5	83	1,773	137	422	6	63	402	180	215	12	466	19	501	10	497	6	1,748
30. Attempts to break into Houses, Shops, Warehouses, &c. .. .. .	266	209	30		9	1			1	6	145	20	21	2	5	29	3	27	4	39	1	40	2	68	3	184
31. Entering with intent to commit Felony (Larceny Act, 1916, Sec. 27) .. .. .	966	661	127		27	2		2		6	473	47	118	5	10	98	23	54	6	112	8	87	4	126	1	396
32. Possession of Housebreaking Tools, &c. .. .. .	34	34	2								21	6	7		2			1	5	22		21				49
33. Robbery with Arms .. .. .	127	39	22	1	16	4		2		23	2	1			10							12	36	4		52
34. Robbery and Assaults with intent to Rob .. .. .	446	237	63		34	1		1		23	136	29	20		1	55	8	26	9	56	5	75	6	85	4	206
35. Demand or Robbery of Arms .. .. .	1																									
36. Assaulting Dwelling-houses (by firing shots into them or by use of Explosives) .. .. .	6	1	1							1					1											
37. Threatening to Publish or Publishing with intent to Extort .. .. .																										
38. Arson .. .. .	122	61	33	1	20	5		2		13	23	6	5	3	2	14	5	13	5	9		24	1			52
39. Killing and Maiming Cattle .. .. .	3																1									
40. Malicious Use, Manufacture, or Possession of Explosives .. .. .	53	20	15		15	3		1		8	3		2		3				2		10		20	2		34
41. Other Malicious Injuries to Property .. .. .	327	153	45		3	2	2	1	1	9	90	14	21	5	3	47	22	9	1	35	5	58	1	61	5	175
TOTAL (GROUP II.)	12,973	6,373	1,395	9	451	44	2	23	9	237	4,442	361	902	29	137	1,102	413	459	78	999	75	1,178	46	1,396	42	4,271

INDICTABLE OFFENCES WHICH BECAME KNOWN TO THE GARDA DURING THE YEAR ENDED 30th SEPTEMBER, 1974

NATURE OF OFFENCES (1)	Number of Offences Reported or known (2)	Number of Offences in which Criminal Proceedings were		RESULT OF PROCEEDINGS IN CASES											Still Pending in District Court (16)	Crimes for which the perpetrators were detected but for which no proceedings are shown (17)	Number (by Sex and Age Groups) of Persons Convicted or against whom the Charge was held proved and Order made without Conviction.							Total (22)		
		Commenced (3a)	Shown Pending in Previous Returns (3b)	Indemnities refused (4)	Dealt with on Indictment and					Committed for Trial and still awaiting Trial (10)	Dealt with Summarily and															
					Convicted (5)	Acquitted (6)	Found Insane and Incapable of Pleading (7)	Noble Pleading entered (8)	Adjourned Sine Die or Otherwise disposed of (9)		Convicted (11)	Dismissed (12)	Charge proved and order made without conviction (13)	Charge Withdrawn (14)			Adjourned Sine Die or Otherwise disposed of (15)	(18) Under 14 Years		(19) 14 to 17 Years		(20) 17 to 21 Years			(21) Above 21 Years	
GROUP III.—OFFENCES AGAINST PROPERTY WITHOUT VIOLENCE																										
42. Larceny of Horses, Cattle and Sheep .. .. .	95	42	13		11	3			6	4	12	1	5		1	12	1				5	15	20			
43. Larceny from the Person .. .. .	881	261	30		5			1	7	184	14	42	1	4	33	7	25	9	31	17	42	12	49	10	195	
44. Larceny in House to value of £5, or with menaces	485	170	37		3					5	120	6	31		5	37	21	7	17	5	34	12	57	8	140	
45. Larceny from Dwelling-houses by Employees ..	27	17	10							1	12	1	7		1	5	5			1	8	2	5	3	19	
46. Larceny of Explosives .. .. .	2	1	1							1	1												1		1	
47. Larceny of motor cars .. .. .	214	72	51		15	4		3		12	45	7	3		2	32		4	5	16	2	47	2	76		
48. Larceny of motor-cycles, scooters etc. .. .. .	214	51	11		2	1					36	4	3		1	15	3	1	15	32		2			50	
49. Larceny of motor lorries .. .. .	8	1	1					1		1																
50. Larceny of other mechanically propelled vehicles ..	15	8	3		2					1	4	1				3			1	2		5			8	
51. Larceny of Pedal Cycles .. .. .	2,806	108	30	1	1						81	8	17	2	7	21	40	6	21	36	2	27	1		95	
52. Larceny from Unattended Vehicles .. .. .	7,098	2,324	341	2	99	7		18		43	1,694	125	317	8	39	313	94	70	6	248	6	426	8	405	1	1,968
53. Larceny from Shops and Stalls .. .. .	2,875	1,926	182		32	1				18	1,187	109	544	13	47	157	373	96	28	148	61	160	187	354	522	1,556
54. Other Larcenies (exceeding £50 in value) .. .. .	1,903	565	127		25			1	4	31	385	42	70	2	11	121	26	13	4	61	3	108	19	305	29	540
55. Other Larcenies (not exceeding £50 in value) ..	6,436	2,491	378		34			11		26	1,656	168	517	8	91	358	343	134	20	298	46	472	53	817	33	1,873
56. Embezzlement .. .. .	49	39	37		2					17	22	3	11		3	18			1	1	4		19	3	28	
57. Obtained Goods, &c., by False Pretences .. .. .	570	472	256		13	8		10	3	15	405	22	61	2	76	113	2		7	2	29	10	152	21	221	
58. Frauds by Agents, Trustees, Directors, &c. .. .. .	10	19	10		1					4	2		2			11							3	2	5	
59. Other Frauds .. .. .	76	67	24		6	1				1	45	1	9	2	11	15			1	5	4	28	2		40	
60. Receiving Stolen Goods .. .. .	521	509	124	2	22	5		6	1	39	277	109	48	2	6	118	12	5	1	21	4	70	5	198	23	327
TOTAL (GROUP III.)	24,345	9,134	1,666	5	273	30		50	15	226	6,168	621	1,687	40	305	1,380	927	361	68	873	146	1,448	316	2,489	660	6,362





## APPENDIX – B

## 1. Indictable Offences 1965 – 1974

Year	Offences Recorded	Detected
1965	16,736	11,751 (70%)
1966	19,029	12,510 (66%)
1967	20,558	13,213 (64%)
1968	23,104	14,227 (61%)
1969	25,972	15,879 (61%)
1970	30,756	15,242 (50%)
1971	37,781	17,518 (46%)
1972	39,237	17,047 (43.4%)
1973	38,022	18,094 (47.6%)
1974	40,096	19,267 (48.1%)

## Offences Against The Person 1970 – 1974

Year	Offences Recorded	Detected
1970	1,142	1,033 (90%)
1971	1,256	1,128 (90%)
1972	1,321	1,193 (89.7%)
1973	1,655	1,490 (90%)
1974	1,709	1,484 (86.8%)

## 3. Offences Against Property With Violence, 1970 – 1974

Year	Offences Recorded	Detected
1970	9,577	5,268 (55%)
1971	10,654	5,444 (51%)
1972	11,600	5,596 (48.2%)
1973	11,800	5,977 (50.7%)
1974	12,973	6,786 (52.3%)

## 4. Offences Against Property Without Violence, 1970 – 1974

Year	Offences Recorded	Detected
1970	19,557	8,511 (44%)
1971	24,929	10,103 (40%)
1972	25,568	9,612 (37.5%)
1973	23,567	9,724 (41.3%)
1974	24,345	10,061 (41.3%)

## 5. Other Indictable Offences, 1970 – 1974

Year	Offences Recorded	Detected
1970	480	430 (89.6%)
1971	942	843 (89.5%)
1972	748	646 (86.4%)
1973	1,000	903 (90.3%)
1974	1,069	956 (89.4%)

19. Indecent Assaults on Females .. .. .	26	17	33							3	7						38	2		2	1	4	7				
20. Defilement of Girls under 15 years .. .. .			12														12										
21. Defilement of Girls between 15 and 17 years .. .. .	1	1	12							3							10										
22. Incest .. .. .																											
23. Procuration .. .. .																											
24. Abduction .. .. .	1	1	3							1							3										
25. Bigamy .. .. .	1	1	1																								
TOTAL (GROUP I.)	349	299	484	4						172	138						434	7		22	1	37	101	1	162		
GROUP II.—OFFENCES AGAINST PROPERTY WITH VIOLENCE																											
26. Sacrilege .. .. .	25	11	4							1	3						10					2	2	4			
27. Burglary .. .. .	120	63	44	1						4	23						77	2	1	1	5	9	16				
28. Housebreaking (Dwelling Houses) .. .. .	1,289	523	459	5						56	218						683	24	18	29	3	48	7	53	1	159	
29. Breaking into Shops, Warehouses, &c. .. .. .	1,561	625	485	4						85	254						672	43	29	3	65	2	88	8	72	1	268
30. Attempts to break into Houses, Shops, Warehouses, &c. .. .. .	74	50	35	3						3	21						51	1	1	4	11	14	30				
31. Entering with intent to commit Felony (Larceny Act, 1916, Sec. 27) .. .. .	237	162	104							6	65						176	5	7	1	27	1	12	23	71		
32. Possession of Housebreaking Tools, &c. .. .. .	7	7	2								4						5		2			5	7				
33. Robbery with Arms .. .. .	36	16	33	3						21	1						20			1		3	4				
34. Robbery and Assaults with intent to Rob .. .. .	141	69	78							27	19						89	1	2	3	4	2	6	14	1	32	
35. Demand or Robbery of Arms .. .. .	1																										
36. Assaulting Dwelling-houses (by firing shots into them or by use of Explosives) .. .. .	2	2	1	1						1							1					1	1				
37. Threatening to Publish or Publishing with intent to Extort .. .. .																											
38. Arson .. .. .	22	9	27	2						12	2						17	2				3	3				
39. Killing and Maiming Cattle .. .. .																											
40. Malicious Use, Manufacture, or Possession of Explosives .. .. .	10	8	11	2						6							10					2	2				
41. Other Malicious Injuries to Property .. .. .	65	27	56							8	15						56	3		1	8	8	1	18			
TOTAL (GROUP II.)	3,590	1,572	1,339	21						232	625						1,867	81	60	7	132	8	180	15	209	4	615





## INDICTABLE OFFENCES RECORDED AND DETECTED BY GARDA DIVISIONS AND 4 PRINCIPAL CITY DISTRICTS. YEAR ENDED 30 SEPTEMBER, 1974

Division	(Group I) Offences against the person		(Group II) Offences against property with violence		(Group III) Offences against property without violence		(Group IV) Other Indictable Offences		Total Indictable Offences	Number of Detections	
	Recorded	Detected	Recorded	Detected	Recorded	Detected	Recorded	Detected			
Carlow/Kildare	49	46	316	167	444	293	18	13	827	519	(62.8%)
Cavan/Monaghan	82	67	151	75	194	109	49	40	476	291	(61.1%)
Cork E.R.	220	213	1,157	518	1,949	1,123	110	105	3,436	1,959	(57.0%)
Cork W.R.	25	24	127	70	274	165	15	15	441	274	(62.1%)
Donegal	53	43	189	54	260	137	26	26	528	260	(49.2%)
D.M.A.	593	444	7,013	3,964	14,503	4,612	448	387	22,557	9,407	(41.7%)
Galway W.R.	64	58	335	141	686	302	27	23	1,112	524	(47.1%)
Kerry	31	30	306	158	450	239	29	27	816	454	(55.6%)
Leix/Offaly	47	45	146	59	318	181	34	32	545	317	(58.2%)
Limerick	130	121	881	504	1,177	748	105	104	2,293	1,477	(64.4%)
Longford/Westmeath	45	44	322	147	711	392	31	29	1,109	612	(55.2%)
Louth/Meath	119	115	701	271	1,069	442	69	65	1,958	893	(45.6%)
Mayo	31	27	115	75	275	180	11	7	432	289	(66.9%)
Roscommon/Galway	32	30	119	72	181	113	6	6	338	221	(65.4%)
Sligo/Leitrim	33	30	119	66	167	88	11	10	330	194	(58.8%)
Tipperary	41	40	255	131	393	238	23	19	712	428	(60.1%)
Waterford/Kilkenny	55	50	327	138	532	272	28	26	942	486	(51.6%)
Wexford	59	57	394	176	762	427	29	22	1,244	682	(54.8%)
<b>Total for the State</b>	<b>1,709</b>	<b>1,484</b>	<b>12,973</b>	<b>6,786</b>	<b>24,345</b>	<b>10,061</b>	<b>1,069</b>	<b>956</b>	<b>40,096</b>	<b>19,287</b>	<b>(48.1%)</b>
<b>Total less figures for Dublin</b>	<b>1,116</b>	<b>1,040</b>	<b>5,960</b>	<b>2,822</b>	<b>9,842</b>	<b>5,449</b>	<b>621</b>	<b>569</b>	<b>17,539</b>	<b>9,880</b>	<b>(56.3%)</b>
<b>City Districts:</b>											
Cork-	136	133	827	347	1,477	813	87	84	2,527	1,377	(54.5%)
Limerick	72	67	639	379	870	584	72	71	1,653	1,101	(66.6%)
Galway	39	34	253	107	539	256	20	16	851	413	(48.5%)
Waterford	8	8	153	67	232	125	13	12	406	212	(52.2%)

## MURDERS (51 cases)

**Dublin:**

1. 27-28/10/73, a man stabbed. His son charged and found not guilty.
2. 29/11/73, a man died from injuries inflicted in a row. Two men charged and sentenced to life imprisonment.
3. 3/12/73, body of a man with severe head injuries found in a derelict house. A man charged, found insane, unfit to plead.
4. 24/1/74, a woman strangled in her bedroom flat. A woman charged and awaiting trial.
5. 13/2/74, body of a girl found in a canal. A girl charged and acquitted.
6. 17/4/74, a man died from injuries inflicted in a row. A man charged and sentenced to penal servitude.
7. 9/5/74, a woman found murdered in her home. A man charged and found unfit to plead due to insanity.
- 8 - 33. 17/5/74, twenty-six people killed in car bomb explosions, one of whom was an infant under one year. No person charged.

**Co. Clare:**

34. 19-27/12/73, man found strangled. A man charged and sentenced to life imprisonment.

**Co. Cork:**

35. 3-4/11/73, a woman found dead in her house as a result of being suffocated. A man charged and acquitted.
36. 2/5/74, a girl, 8½ years, stabbed to death. A man charged and awaiting trial.
37. 20/9/74, a man died from stab wounds inflicted in a street row. A man charged and awaiting trial.

**Co. Donegal:**

38. 28/10/73, man shot. Two men charged and found not guilty.

**Co. Galway:**

39. 17-18/12/73, a woman attacked in her home, died from head injuries. A man charged and sentenced to life imprisonment.
40. 15/8/74, a man shot in an armed wages robbery. Two men charged and awaiting trial.

**Co. Kildare:**

41. 9-10/8/74, a man died from head injuries, inflicted in a row. Two men charged, and awaiting trial.

**Co. Kilkenny:**

42. 4/4/74, woman found dead in her home with severe head injuries. A man charged and awaiting trial.

**Co. Laois:**

43. 28/10/73, a woman fatally shot in a domestic row. Her husband found guilty and sentenced to life imprisonment.

**Co. Monaghan:**

44. 11/3/74, a man fatally shot. Five men charged, convicted and sentenced to penal servitude.
- 45 - 51. 17/5/74, seven people killed in car bomb explosion outside a licensed premises. No person charged.



**ATTEMPTS TO MURDER (17 cases)****Dublin:**

1. 2/11/73, shots discharged into a dwellinghouse and a housewife wounded. No person charged.
2. 24/12/73, an attempt to run down a man with a motor car. A man charged. Informations refused in court.
3. 2/5/74, an attempt to strangle a 5 years old girl. A woman charged and awaiting trial.
4. 3/9/74, an attempt to drown a man. Four youths charged, awaiting trial.

**Co. Cork:**

5. 6/9/74, a man stabbed in the back. A man charged and awaiting trial.

**Co. Donegal:**

6. 21/2/74, a man shot and seriously wounded outside his dwellinghouse. No person charged.
- 7-9. 4/9/74, shots fired at a Garda Sergeant, and two Gardai. No person charged.
10. 7/10/74, a man shot and seriously wounded while alone in his caravan. No person charged.

**Co. Galway:**

- 11-12. 2/10/73, two children given an overdose of tablets. Undetected.

**Co. Leitrim:**

- 13-15. 22/4/74, shots fired at a Garda Sergeant and two Gardai. A man charged, acquitted.

**Co. Mayo:**

16. 12/5/74, shots fired at a detective. No person charged.

**Co. Monaghan:**

17. 10/11/73, a man was shot and seriously wounded while fleeing from his dwellinghouse in which a bomb had been placed. No person charged.

**MANSLAUGHTER (other than traffic fatalities – 6 cases)****Dublin:**

1. 11-12/1/74, the body of a man with severe head injuries found in a self-contained flat. A woman charged and sentenced to 10 years' imprisonment.
2. 17/1/74, a man died from head injuries inflicted in a row in a house. Two men charged and sentenced to 3 years' and 5 years' imprisonment.
3. 21/1/74, a man stabbed in a row. A man charged, sentenced to 5 years' imprisonment.
4. 30/1/74, a man stabbed in a row. A man was charged and sentenced to five years' Penal Servitude.

**Co. Donegal:**

5. 24/11/73 - 1/12/73, man found dead in his house as a result of injuries sustained in a fracas in a licensed premises. A man charged and awaiting trial.

**Manslaughter contd.....****Co. Galway:**

6. 30/4/74, a man killed in a family row. A man charged and sentenced to five years' imprisonment.

**ARMED ROBBERIES AND ATTEMPTED ARMED ROBBERIES (127 cases)****Dublin Metropolitan Area:**

1. 20/10/73, four armed and masked men held up employee of betting office and robbed £550 from hold-all bag. No person charged.
2. 29/10/73, an armed man held up assistant in betting office and robbed £56 from office. No person charged.
3. 2/11/73, three armed men entered office of a painting contractor, tied up staff and robbed £2,000. No person charged.
4. 2/11/73, five masked and armed men robbed £4,069 from cashier in office of mineral water factory. No person charged.
5. 3/11/73, an armed man robbed £42 from a betting office. No person charged.
6. 16/11/73, two men, one armed, robbed £816 from credit union office. No person charged.
7. 23/11/73, an armed man robbed £82 from a betting office. No person charged.
8. 23/11/73, two masked men, one armed, ordered staff of county sheriff's office to lie on the floor, and took £2 from the till. No person charged.
9. 27/11/73, two armed men robbed £480 from corporation rent office. No person charged.
10. 4/12/73, an armed man took £10 from a newsagents shop. No person charged.
11. 7/12/73, four armed men held up the occupants of a security van, and took £13,126 from the van. A shot was fired during the operation, nobody injured. A man charged; awaits trial.
12. 12/12/73, an armed man robbed £20 from a betting office. No person charged.
13. 31/12/73, two masked men, one of them armed, took a suitcase containing £1,852 in cash, £1,299 in cheques and 77 dollars from a publican who was lodging same in bank. A man charged and awaiting trial.
14. 10/1/74, three masked and armed men took £3,655 at gunpoint from staff of a bank. A man charged. Nolite prosequi entered.
15. 20/1/74, five armed and masked men took keys at gunpoint from cashier of a dairy. No person charged.
16. 21/1/74, three armed and masked men took cash and stamps value £992 from post office. Three men charged, two acquitted and the third sentenced to eighteen months' imprisonment for receiving.
17. 24/1/74, two armed men, one masked, took £2,691 from staff of a bank. A man and a youth charged. The man was sentenced to seven years' penal servitude, and the youth to 5 years' detention.
18. 25/1/74, two men took £111 at gunpoint from post office. No person charged.
19. 1/2/74, two men, one armed, took £400 from staff of betting office. No person charged.
20. 2/2/74, five men took £4,855 at gunpoint from bakery staff. No person charged.

**Armed robberies and attempted armed robberies, contd.....**

21. 8/2/74, a man took £2,500 at gunpoint from staff of a bank. No person charged.
22. 8/2/74, three armed men took £32 from staff of a hairdressing salon. No person charged.
23. 9/2/74, a security van was obstructed and stopped by a car while at the same time an armed man approached the driver. On arrival of Garda Patrol Car (which was escorting the security van) the raiders fled and discharged a shot without causing injury. No person charged.
24. 13/2/74, three men took £1,161 at gunpoint from staff of a bank. No person charged.
25. 13/2/74, an armed woman took wristlet watch valued £10 from a man. A woman charged and awaiting trial.
26. 14/2/74, £41 taken at gunpoint from staff of betting office. Two persons charged and awaiting trial.
27. 16/2/74, three men, one armed, took cash and jewellery valued £41 from occupants of a house. No person charged.
28. 21/2/74, three men, one armed, took stamps, postal orders, and cash valued £10,000 from post office staff. No person charged.
29. 22/2/74, three armed men attempted to rob £300 from a milk-man but fled when the alarm was raised. Three persons charged, awaiting trial.
30. 1/3/74, an armed man took £68 at gunpoint from staff of bank. A person charged and awaiting trial.
31. 8/3/74, £3,131 taken at gunpoint from Dry Cleaning premises, six persons charged; first person sentenced to 2 years' imprisonment, suspended; second person sentenced to 7 years' penal servitude; third person sentenced to five years' penal servitude; fourth person sentenced to four years' penal servitude; fifth person acquitted and sixth person failed to appear in Court, and a warrant was issued for his arrest.
32. 18/3/74, three armed men took £600 from staff of a hotel. No person charged.
33. 18/3/74, two men, one armed, took £65 from staff of off-licensed premises. No person charged.
34. 19/3/74, two armed men took £17,100 at gunpoint from staff of a security van. No person charged.
35. 26/3/74, three armed men, dressed in post office uniforms, held up staff of Central Sorting Office and attempted to take registered mail but fled when Gardai arrived on the scene. No person charged.
36. 6/4/74, three armed men took £1,058 from wages staff of a dairy. No person charged.
37. 11/4/74, three armed men took £32,000 from staff of a security firm. No person charged.
38. 17/4/74, an armed man took £341 from staff of betting office. No person charged.
39. 19/4/74, three armed men took £2,507 from staff of a bank. A man charged, awaiting trial.
40. 2/5/74, four armed men took £6,053 from staff of a bank. No person charged.
41. 3/5/74, an armed man took £7,508 from staff of a T.V. and radio factory. A man charged, awaits trial.
42. 6/5/74, an armed man took £2,100 from staff of a bank. A man charged, awaits trial.
43. 9/5/74, two men took £7,060 at gunpoint from office staff in a factory. No person charged.

**Armed robberies and attempted armed robberies contd.....**

44. 10/5/74, three men took £5,592 at gunpoint from bank staff. No person charged.
45. 27/5/74, two men took £3,773 at gunpoint from staff of a warehouse. No person charged.
46. 6/6/74, four men took jewellery valued £29,385 at gunpoint from staff of a wholesale jewellers premises. No person charged.
47. 7/6/74, £240.50 taken at gunpoint from staff of newsagents shop by two armed masked men. No person charged.
48. 11/6/74, £750 taken at gunpoint from Home Assistance Officer by an armed man. No person charged.
49. 15/6/74, £5,000 taken at gunpoint by three armed men from staff of a bakery. No person charged.
50. 17/6/74, an armed man held up staff in a betting office, fled when alarm was raised. No person charged.
51. 28/6/74, two armed youths took £553 from staff of a confectionery shop. No person charged.
52. 2/7/74, three armed men took £5,115 from staff of a bank. No person charged.
53. 9/7/74, an armed man took £120 from staff of a bank. No person charged.
54. 13/7/74, approximately £5,000 taken from a safe in a supermarket by six armed men. No person charged.
55. 23/7/74, two armed men took £1,902 from post office staff. One man charged and awaiting trial.
56. 2/8/74, four armed men took £40,000 from staff of a factory. No person charged.
57. 2/8/74, two armed men took £11,000 from staff of a factory. No person charged.
58. 6/8/74, three armed men took £2,000 from staff of a licensed premises. No person charged.
59. 9/8/74, two armed men took £4,040 from staff of a bank. No person charged.
60. 10/8/74, two armed men took £35 from staff of a bookmaker's office. No person charged.
61. 21/8/74, three armed men took £4,195 from staff of a bank. No person charged.
62. 23/8/74, an armed man took £123 from petrol attendant. No person charged.
63. 26/8/74, three armed men took £639 from staff of estate office. Three men charged. First person sentenced to nine years' imprisonment; second person sentenced to seven years' imprisonment, and third person sentenced to nine years' imprisonment.
64. 26/8/74, three armed and masked men took £7,504 from staff of a bank. Two men charged. One sentenced to five years' penal servitude and the second person acquitted.
65. 29/8/74, antique dealer held-up at gunpoint by four men in his private dwellinghouse but raiders fled when alarm was raised. No person charged.
66. 5/9/74, an armed man took £311 from staff of a bank. No person charged.
67. 5/9/74, armed man attempted to hold up staff of a post office at gunpoint but fled when staff raised the alarm. No person charged.

**Armed robberies and attempted armed robberies, contd.....**

68. 6/9/74, two armed men took £400 from wages clerk. A man charged and awaiting trial.
69. 17/9/74, £250 taken at gunpoint from staff of licensed premises by three armed men. No person charged.
70. 18/9/74, two armed men took £198 from staff of bookmaker's premises. No person charged.
71. 23/9/74, three armed men took £2,747 from staff of a bank. No person charged.
72. 27/9/74, three armed men took £2,500 from staff of a bank. Three persons charged and awaiting trial.
- Co. Cavan:**
73. 12/12/73, two masked men hi-jacked a mini-van and motor car at gunpoint. No persons charged.
74. 7/1/74, two men took £730 at gunpoint from bank officials conveying cash in car to sub-office. No person charged.
75. 17/4/74, six armed men held up Garda at a check point, beat him, stripped him and burnt his car. No person charged.
76. 21/4/74, a Garda Sergeant and two Gardai held up at gunpoint by four armed men and divested of their uniforms. No person charged.
- Co. Clare:**
77. 4/1/74, two armed men took £7,328 from staff of a motor taxation office. No person charged.
- Co. Cork:**
78. 1/10/73, staff of public house held up at gunpoint by two masked men who fled when assistance was called. No person charged.
79. 8/12/73, two armed men took £120 from staff of public house. No person charged.
80. 15/5/74, occupants of a private house held up at gunpoint by five masked men who fled when help was summoned. One person charged, awaits trial.
81. 24/6/74, four armed men and two women took £4,395 from staff of hotel. One man charged, awaits trial.
82. 17/8/74, two armed men took £10 from haulage contractor. Two men charged, await trial.
83. 29/8/74, £2,231 taken at gunpoint by two masked men from motorist conveying wages from bank to office. One person charged, awaits trial.
- Co. Donegal:**
84. 11/11/73, motor car hi-jacked by two armed men. No person charged.
85. 24/1/74, an armed youth held up publican at gunpoint but fled when resistance was shown. A youth charged and sentenced to six months' detention, suspended.
86. 25/1/74, armed man held up housewife at gunpoint and took £1 in cash. No person charged.
87. 13/2/74, two armed men took £154 from staff of mobile shop. No person charged.

88. 8/3/74, two armed men held up staff of a post office at gunpoint and took £39,000 in cash. No person charged.
89. 6/7/74, taxi owner ordered at gunpoint by two armed men to convey a bomb in his car which subsequently exploded. The car was valued at £1,500. No person charged.
90. 6/8/74, four armed men took £3,279 from staff of a bank. No person charged.
91. 8/8/74, motorist ordered at gunpoint by armed men to convey a bomb in his car and leave it outside an R.U.C. police station. The bomb subsequently exploded. No person charged.
92. 14/8/74, motorist ordered at gunpoint by armed men to convey a bomb in his vehicle and leave same parked outside an R.U.C. police station. The bomb subsequently exploded. No person charged.
- Co. Galway:**
93. 16/11/73, two men took £5,168 at gunpoint from wages staff of a steel factory. Five men charged, await trial.
94. 14/12/73, two men took £20 at gunpoint from staff of a chemist shop. Two men charged, convicted and each given six months' imprisonment, suspended.
95. 4/7/74, two armed men hi-jacked motor car. No person charged.
- Co. Kerry:**
96. 2/1/74, petrol pump owner ordered at gunpoint by two armed men to fill motor car with petrol. Two men charged; one sentenced to three months and the other to two months' imprisonment, suspended.
97. 16/8/74, staff of stationary mail train ordered at gunpoint to lie on ground by three armed masked men who ransacked mail bags. Two men charged and awaiting trial.
98. 27/9/74, £74,000 taken at gunpoint from hi-jacked post office van by two armed men. One man charged and sentenced to 8 years' penal servitude.
- Co. Kildare:**
99. 7/3/74, six armed masked men held up staff of a meat factory at gunpoint and fled when alarm was raised. Two men charged; charges dismissed.
- Co. Kilkenny:**
100. 13/3/74, £149 taken at gunpoint by six masked men. A man charged, awaiting trial.
101. 13/3/74, £11 taken at gunpoint by a masked man. A man charged, awaiting trial.
- Co. Leitrim:**
102. 1/3/74, a Garda patrol car hi-jacked by three armed men and a woman. No person charged.
103. 19/4/74, two armed men took £850 from staff of a post office. No person charged.
104. 16/5/74, motor car taken at gunpoint by three men from occupants of a private house. No person charged.
- Co. Limerick:**
105. 14/1/74, two armed men took £896 from staff of a livestock market. No person charged.

**Co. Limerick contd.....**

106. 23/2/74, four armed men took £200 from occupants of a private house. No person charged.

**Co. Louth:**

107. 3/11/73, two armed men robbed £2,460 from owner of a public house. Three men charged; informations refused.

108. 26/11/73, an armed man robbed £117.70 in a shop. No person charged.

109. 18/12/73, two armed men took £620 from staff of coal importers. No person charged.

110. 2/1/74, mail bags taken at gunpoint by three men from driver of mail van. No person charged.

111. 12/1/74, £550 taken at gunpoint by two masked men from staff of a bakery. No person charged.

112. 31/1/74, £121 taken at gunpoint by a masked man from staff of a supermarket. A man charged and awaits trial.

113. 7/2/74, two armed men took £4,400 from staff of an Employment Exchange conveying cash to bank. No person charged.

114. 8/3/74, three armed men took £500 from staff of a building firm. No person charged.

115. 9/3/74, four armed men took £567 from a rent collector. Four men charged, three sentenced to two years' imprisonment and the fourth sentenced to 15 months' imprisonment.

116. 29/8/74, £319 taken at gunpoint by three men from a commercial traveller – three men charged and a Nolle Prosequi entered in case.

**Co. Meath:**

117. 3/5/74, a shotgun, ammunition and 95p taken at gunpoint by a man from occupant of a private house. A person charged and sentenced to two years' imprisonment.

118. 3/5/74, £38 taken at gunpoint from occupant of a private house. A person charged and sentenced to two years' imprisonment.

119. 26/7/74, occupant of private house tied up by three masked men, one of them armed. House ransacked and culprits left when they got nothing. No person charged.

**Co. Monaghan:**

120. 15/1/74, three men took £16 at gunpoint from staff of a grocer's shop. Three men convicted and each sentenced to four years' imprisonment, suspended, and one fined £40, the second £50 and the third £60.

121. 26/2/74, four masked and armed men took £158 from occupant of a private house. No person charged.

122. 3/5/74, £7,545 taken at gunpoint by four men from staff of a bank. No person charged.

123. 30/8/74, £200 taken at gunpoint by two men from staff of a grocer's shop. No person charged.

**Co. Offaly:**

124. 2/2/74, Fertiliser valued £840 stolen from staff of a meat factory by two masked and armed men. No person charged.

**Co. Offaly contd.....**

125. 12/9/74, three armed men took £7,668 from staff of a bank. No person charged.

**Co. Wexford:**

126. 18/10/73, £5,400 taken from staff of a post office, by two masked and armed men. No person charged.

**Co. Wicklow:**

127. 26/4/74, nineteen paintings, valued 5 million pounds taken from a private dwellinghouse by four armed men and a woman. A woman charged and sentenced to nine years' imprisonment for Receiving.



## NON-INDICTABLE OFFENCES - PROCEEDINGS AND PERSONS CONVICTED IN YEAR 1974

APPENDIX - F

OFFENCES (1)	No. of Offences in which proceedings were taken (2)	Charges withdrawn or dismissed (3)	Number of convictions (4)	Charges proved and order made without conviction (5)	Adjourned sine die or otherwise disposed of (6)	No. of persons convicted or against whom charge was held proved or order made without conviction. (7)
1. (a) Assaults .. .. .	4,662	890	3,108	423	241	3,420
(b) .. .. . Garda on duty .. .. .	531	67	376	48	40	443
2. Cruelty to Animals .. .. .	98	15	77	6		74
3. (a) Dogs, Offences in relation to Licensing of (Finance Act, 1925) .. .. .	745	62	587	82	14	623
(b) Dogs Order, 1966 (wearing of dog collars etc.) .. .. .	147	18	107	17	5	117
(c) Dogs, Protection of Livestock Act, 1960 (dogs worrying livestock) .. .. .	114	15	89	3	7	79
4. School Attendance Act, 1926, Offences against .. .. .	826	133	609	55	29	658
5. Traffic Acts, Offences against:—						
(a) Lighting Regulations—Pedal Cycles: (i) No front lamp .. .. .	1,058	114	815	122	7	879
.. .. . (ii) No rear lamp .. .. .	791	72	630	82	7	640
.. .. . (iii) No reflector .. .. .	429	43	338	48		340
(b) .. .. . —M.P.V. .. .. .	21,014	1,985	16,344	2,374	311	13,971
(c) .. .. . —Animal-drawn vehicles .. .. .	67	4	53	9	1	57
(d) Licences—Driving .. .. .	25,269	4,640	18,536	3,548	545	15,988
(e) Obstruction .. .. .	3,327	453	2,481	372	21	2,760
(f) Dangerous Parking .. .. .	393	55	320	14	4	320
(g) Road Traffic General Bye-Laws, 1964 .. .. .	4,770	661	3,260	795	53	3,686
(h) Local Bye-Laws .. .. .	73,711	10,840	50,391	11,253	1,227	59,840
(i) Dangerous and Careless Driving .. .. .	9,032	1,446	6,792	435	359	7,070
(j) Compulsory Insurance .. .. .	26,296	6,331	16,398	2,852	685	15,951
(k) Drink and Driving:						
(i) Driving or attempting to drive M.P.V. while drunk .. .. .	1,853	496	1,207	1	149	1,206
(ii) Being in charge of M.P.V. while drunk .. .. .	182	42	128	1	11	129
(iii) Driving or attempting to drive M.P.V. blood/alcohol concentration above prescribed limit .. .. .	2,519	1,015	1,129	4	371	1,131
(iv) Being in charge of M.P.V. blood/alcohol concentration above prescribed limit .. .. .	96	38	51		7	51
(v) Refusing to provide preliminary specimen of breath .. .. .	282	30	208		35	208
(vi) Refusing to provide or permit taking of blood/urine specimen at Garda stations .. .. .	330	66	227	1	36	228
(l) Driving or attempting to drive or being in charge of animal-drawn vehicle while drunk .. .. .	9	1	7	1		8
(m) Driving or attempting to drive pedal cycle while drunk .. .. .	62	1	56	5		59
(n) Exceeding speed limit: (i) Built-up area .. .. .	15,732	722	13,938	971	101	14,852
.. .. . (ii) Special .. .. .	2,230	105	1,996	109	20	2,103
.. .. . (iii) Ordinary .. .. .	862	37	801	23	1	822
.. .. . (iv) General .. .. .	3,910	163	3,582	142	23	3,709
(o) Driving dangerously, defective M.P.V. .. .. .	181	19	147	10	5	154
(p) Other offences .. .. .	10,132	1,508	6,942	1,372	310	6,760
(q) Unauthorised taking of M.P.V.s .. .. .	1,362	172	1,014	137	39	1,181

(j) Construction Equipment and Use of Vehicles Regulations, 1963 .. .. .						
.. .. . (i) Defective tyres .. .. .	6,897	690	5,638	443	126	5,247
.. .. . (ii) .. steering .. .. .	213	33	180	17	3	175
.. .. . (iii) .. brakes .. .. .	1,717	216	1,284	179	38	1,273
.. .. . (iv) Other Offences .. .. .	6,422	890	4,745	602	125	4,295
6. (a) Taking M.P.V. without authority .. .. .	470	39	364	31	36	394
(b) Unauthorised interference with mechanism of M.P.V. .. .. .	614	105	377	94	38	458
(c) Taking possession of pedal cycle without consent .. .. .	56		38	14	4	52
7. Road Transport Acts .. .. .	950	138	708	86	28	615
8. Roads Act and Finance Acts—Excise Licence .. .. .	44,108	7,744	29,745	5,822	797	28,998
9. Intoxicating Liquor Laws, Offences against:						
(a) Illegally on Licensed Premises during closing hours .. .. .	6,103	487	5,400	73	143	5,473
(b) Drunkenness, Simple .. .. .	1,894	143	1,503	228	20	1,690
(c) Drunkenness with aggravation .. .. .	2,711	244	2,144	266	57	2,333
(d) Offences by Licensed Persons (or their Servants) against closing Regulations .. .. .	1,585	355	739	42	49	772
(e) Other Offences by Licensed Persons (or their Servants) .. .. .	107	24	73	4	6	58
(f) Supplying or selling drink to persons under 18 years .. .. .	34	10	20	1	3	21
(g) Offences in connection with Registered Clubs .. .. .	17	3	14			17
(h) Other offences against Intoxicating Liquor Laws .. .. .	402	70	300	21	11	314
10. Labour Laws, offences against .. .. .	2	1	1			1
11. Malicious Damage to Animals, Fences, etc. .. .. .	1,832	283	1,256	181	112	1,406
12. Police Regulations, Offences against:—						
(a) Dublin Metropolitan Police Acts .. .. .	884	142	599	119	24	681
(b) Summary Jurisdiction (Ireland) Act, 1851 .. .. .	777	165	457	138	17	550
13. Prostitution .. .. .	70	11	59			55
14. Living on earnings of prostitute .. .. .						
15. Loitering with intent .. .. .	681	175	386	115	5	496
16. Revenue Laws, Offences against .. .. .	225	93	102	12	18	85
17. Stealing, Receiving or Possessing Stolen Property (not the subject of larceny at Common Law) .. .. .	46	13	19	7	7	19
18. Street Trading Act, 1926—Offences against .. .. .	798	40	681	55	22	712
19. Vagrancy Acts—Offences against:—						
(a) Begging .. .. .	231	33	160	35	3	179
(b) Other Offences .. .. .	684	115	432	111	26	544
20. Wireless Telegraphy Act, 1926—Offences against .. .. .	442	49	386	3	4	389
21. Firearms Acts—Offences against .. .. .	194	24	153	13	4	153
22. Explosives—Offences in relation to .. .. .	6		6			6
23. Dangerous Drugs Act 1934—Health Act 1970 (Offences in relation to dangerous drugs):						
(a) Unlawful possession of dangerous drugs .. .. .	182	15	104	22	41	163
(b) Unlawfully procuring dangerous drugs .. .. .	13	2	8	2	1	10
(c) Unlawfully supplying (peddling) dangerous drugs .. .. .	5	1	1	1	2	3
(d) Other offences .. .. .	20	3	8	1	8	9
24. Other offences .. .. .	4,856	820	3,400	442	194	3,306
TOTAL .. .. .	298,850	45,444	212,214	34,556	6,636	220,406

## NON-INDICTABLE OFFENCES - PROCEEDINGS AND PERSONS CONVICTED DURING QUARTER ENDED 31st DECEMBER, 1974.

OFFENCES (1)	No. of Offences in which proceedings were taken (2)	Charges withdrawn or dismissed (3)	Number of convictions (4)	Charges proved and order made without conviction (5)	Adjourned sine die or otherwise disposed of (6)	No. of persons convicted or against whom charge was held proved or order made without conviction. (7)
<b>1. (a) Assaults</b> .. .. .	957		521			512
(b) .. Gardaí on duty .. .. .	100		62			62
<b>2. Cruelty to Animals</b> .. .. .	19		10			8
<b>3. (a) Dogs, Offences in relation to Licensing of (Finance Act, 1925)</b> .. .. .	85		59			51
(b) Dogs Order, 1966 (wearing of dog collars etc.) .. .. .	40		23			22
(c) Dogs, Protection of Livestock Act, 1960 (dogs worrying livestock) .. .. .	21		11			11
<b>4. School Attendance Act, 1926, Offences against</b> .. .. .	162		110			111
<b>5. Traffic Acts, Offences against:—</b>						
(a) Lighting Regulations—Pedal Cycles (i) No front lamp .. .. .	174		127			122
.. .. . (ii) No rear lamp .. .. .	133		98			91
.. .. . (iii) No reflector .. .. .	68		47			47
(b) .. .. . —M.P.V. .. .. .	3,661		2,388			2,017
(c) .. .. . —Animal-drawn vehicles .. .. .	6					
(d) Licences—Driving .. .. .	5,954		3,190			2,878
(e) Obstruction .. .. .	829		597			592
(f) Dangerous Parking .. .. .	53		41			41
(g) Road Traffic General Bye-Laws, 1964 .. .. .	1,277		859			854
(h) Local Bye-Laws .. .. .	17,502		10,248			10,248
(i) Dangerous and Careless Driving .. .. .	1,826		1,034			1,025
(j) Compulsory Insurance .. .. .	6,250		3,322			3,205
<b>(k) Drink and Driving:</b>						
(i) Driving or attempting to drive M.P.V. while drunk .. .. .	414		201			201
(ii) Being in charge of M.P.V. while drunk .. .. .	32		21			21
(iii) Driving or attempting to drive M.P.V., blood/alcohol concentration above prescribed limit .. .. .	254		78			78
(iv) Being in charge of M.P.V., blood/alcohol concentration above pre- scribed limit .. .. .	20		6			6
(v) Refusing to provide preliminary specimen of breath .. .. .	32		15			15
(vi) Refusing to provide or permit taking of blood/urine specimen at Garda stations .. .. .	38		13			13
(l) Driving or attempting to drive or being in charge of animal-drawn vehicle while drunk .. .. .	6		5			5
(m) Driving or attempting to drive pedal cycle while drunk .. .. .	27		15			16
(n) Exceeding speed limit (i) Built-up area .. .. .	2,929		2,116			2,115
.. .. . (ii) Special .. .. .	391		252			238
.. .. . (iii) Ordinary .. .. .	126		103			102
.. .. . (iv) General .. .. .	856		672			672
(o) Driving dangerously, defective M.P.V. .. .. .	32		24			24
(p) Other offences .. .. .	1,970		1,108			1,054
(q) Unauthorised taking of M.P.V.s .. .. .	311		196			189

(r) Construction Equipment and Use of Vehicles Regulations, 1963 .. .. .							
		(i) Defective tyres .. .. .	1,288	932		830	
		(ii) .. steering .. .. .	22	15		14	
		(iii) .. brakes .. .. .	349	244		238	
		(iv) Other Offences .. .. .	1,052	696		621	
4.	(a)	Taking M.P.V. without authority .. .. .	94	57		55	
	(b)	Unauthorized interference with mechanism of M.P.V. .. .. .	142	74		71	
	(c)	Taking possession of pedal cycle without consent .. .. .	19	11		11	
7.		Road Transport Acts .. .. .	361	116		100	
8.		Roads Act and Finance Acts—Excise Licence .. .. .	10,688	6,175		5,553	
9.		Intoxicating Liquor Laws, Offences against:					
	(a)	Illegally on Licensed Premises during closing hours .. .. .	1,200	769		769	
	(b)	Drunkenness, Simple .. .. .	595	420		420	
	(c)	Drunkenness with aggravation .. .. .	562	424		422	
	(d)	Offences by Licensed Persons (or their Servants) against closing Regulations .. .. .	236	135		136	
	(e)	Other Offences by Licensed Persons (or their Servants) .. .. .	48	21		21	
	(f)	Supplying or selling drink to persons under 18 years .. .. .	6	4		4	
	(g)	Offences in connection with Registered Clubs .. .. .	2			1	
	(h)	Other offences against Intoxicating Liquor Laws .. .. .	109	76		74	
10.		Labour Laws, offences against .. .. .					
11.		Malicious Damage to Animals, Fences, etc. .. .. .	382	246		231	
12.		Police Regulations, Offences against:—	3	3		3	
	(a)	Dublin Metropolitan Police Acts .. .. .	336	200		200	
	(b)	Summary Jurisdiction (Ireland) Act, 1851 .. .. .	218	131		131	
13.		Prostitution .. .. .	7	6		6	
14.		Living on earnings of prostitute .. .. .					
15.		Loitering with intent .. .. .	122	72		72	
16.		Revenue Laws, Offences against .. .. .	19	13		13	
17.		Stealing, Receiving or Possessing Stolen Property (not the subject of livery at Common Law) .. .. .	7	3		3	
18.		Street Trading Act, 1926—Offences against .. .. .	104	79		79	
19.		Vagrancy Acts—Offences against:—					
	(a)	Begging .. .. .	35	25		25	
	(b)	Other Offences .. .. .	173	110		109	
20.		Wireless Telegraphy Act, 1926—Offences against .. .. .	10	9		9	
21.		Firearms Acts—Offences against .. .. .	23	13		13	
22.		Explosives—Offences in relation to .. .. .					
23.		Dangerous Drugs Act 1934—Health Act 1970 (Offences in relation to dangerous drugs):					
	(a)	Unlawful possession of dangerous drugs .. .. .	21	12		12	
	(b)	Unlawfully procuring dangerous drugs .. .. .	10	3		3	
	(c)	Unlawfully supplying (peddling) dangerous drugs .. .. .	3	3		3	
	(d)	Other offences .. .. .	37	26		26	
24.		Other offences .. .. .	1,000	519		495	
TOTAL .. .. .			65,650	39,244		37,449	